











Some  
Bunny  
Loves  
You










ALPHABET GAME

































# INSTRUCTIONS

This is a simple and fun game to help children learn the Alphabet, develop memory and numeracy skills.

1. Print out the sheets.
2. Cut out the eggs and bunnies and laminate for long lasting use.
3. Turn the eggs upside down so you can't see the pictures.
4. take in turns to turn two eggs over at a time.
5. When you get a matching pair of letters you get to keep them.  
Place your winning eggs on your bunny.
6. At the end of the game count up your eggs. The player with the most eggs wins.
7. Plays up to 4 players.